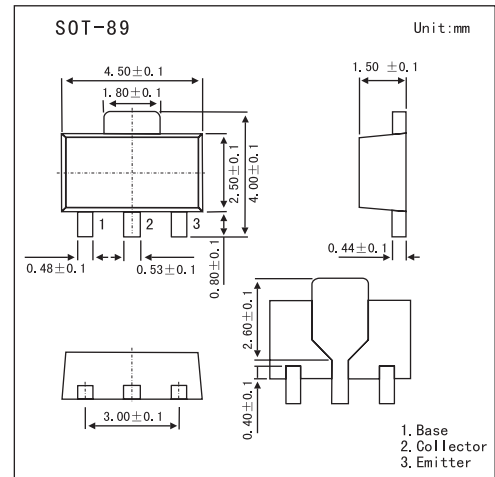


Low Frequency Power Amplify Applications

2SA1364

■ Features

- High Voltage $V_{CE0} = -60V$
- High Collector Current ($I_c = -1A$)
- High Collector Dissipation $P_c = 500mW$
- Small Package For Mounting
- Complementary to 2SC3444

■ Absolute Maximum Ratings $T_a = 25^\circ C$

Parameter	Symbol	Rating	Unit
Collector-Base Voltage	V_{CBO}	-60	V
Collector-Emitter Voltage	V_{CEO}	-60	V
Emitter-Base Voltage	V_{EBO}	-6	V
Collector Current	I_c	-1	A
Peak Collector Current	I_{CM}	-2	A
Collector Power Dissipation	P_c	500	mW
Jumction temperature	T_j	150	$^\circ C$
Storage temperature Range	T_{stg}	-55 to +150	$^\circ C$

■ Electrical Characteristics $T_a = 25^\circ C$

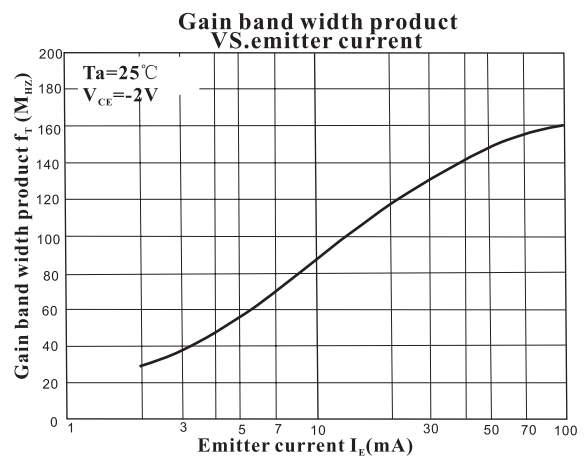
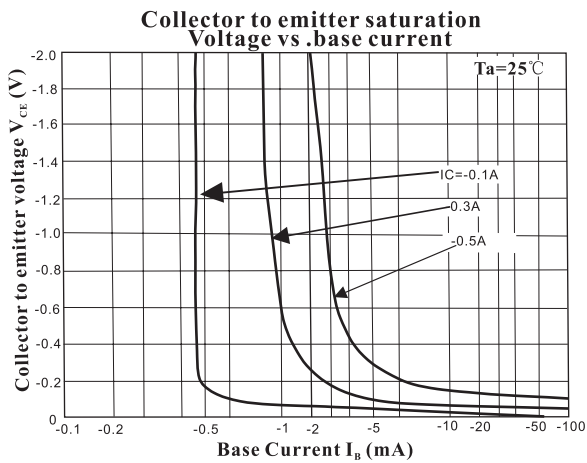
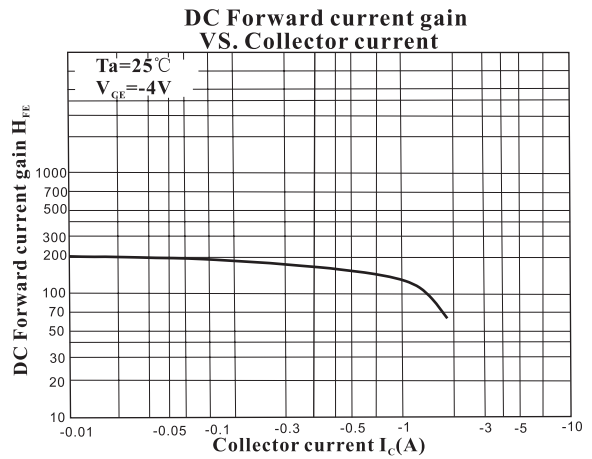
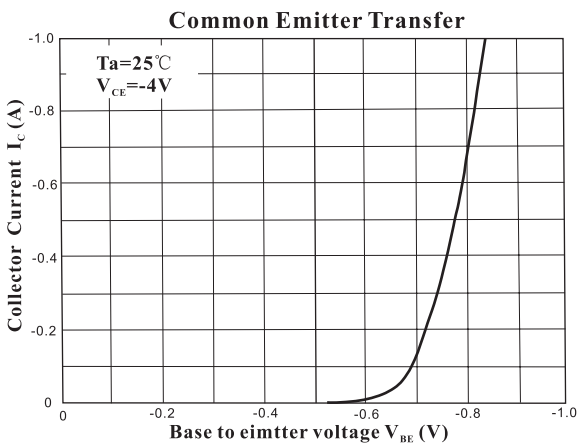
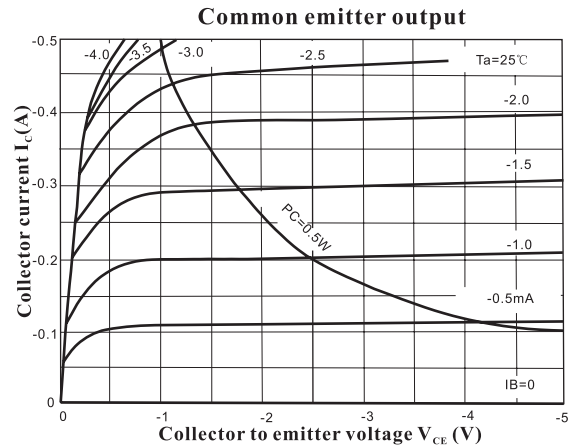
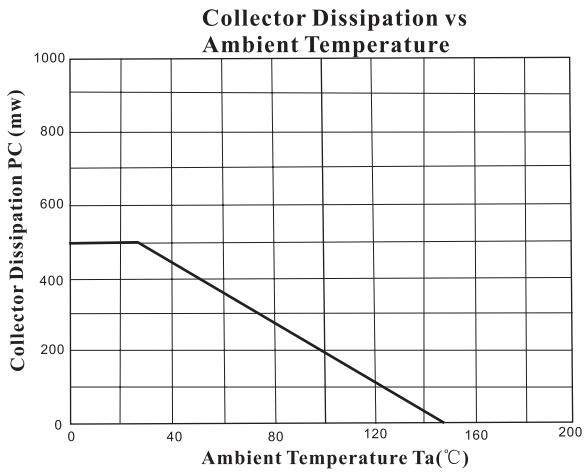
Parameter	Symbol	Testconditons	Min	Typ	Max	Unit
Collector Cut-off Current	I_{CBO}	$V_{CB} = -50V, I_E = 0$			-0.2	μA
Emitter Cut-off Current	I_{EBO}	$V_{EB} = -4V, I_c = 0$			-0.2	μA
Collector-Emitter Breakdown Voltage	$V_{(BR)CEO}$	$I_c = -2mA, R_{BE} = \infty$	-60			V
Collector-Base Breakdown Voltage	$V_{(BR)CBO}$	$I_c = -10\mu A, I_E = 0$	-60			V
Emitter-Base Breakdown Voltage	$V_{(BR)EBO}$	$I_E = -10\mu A, I_c = 0$	-6			V
DC Current Gain	h_{FE}	$V_{CE} = -4V, I_c = 100mA$	55		300	
Collector-Emitter Saturation Voltage	$V_{CE(sat)}$	$I_c = -500mA, I_B = -25mA$		-0.11	-0.3	V
Transition Frequency	f_T	$V_{CE} = -2V, I_E = 10mA$		85		MHz
Collector Output Capacitance	C_{ob}	$V_{CB} = -10V, I_E = 0, f = 1MHz$		22		pF

■ h_{FE} Classification

Marking	C		
	C	D	E
h_{FE}	55 ~ 110	90 ~ 180	150 ~ 300

2SA1364

Electrical Characteristics Curves



2SA1364

